

ELICHE IN BRONZO

BRONZE PROPELLER

Vertrieb: Fa. Kirschbaum Ges.m.b.H.  
An der Ostbahn 46, 1100 Wien

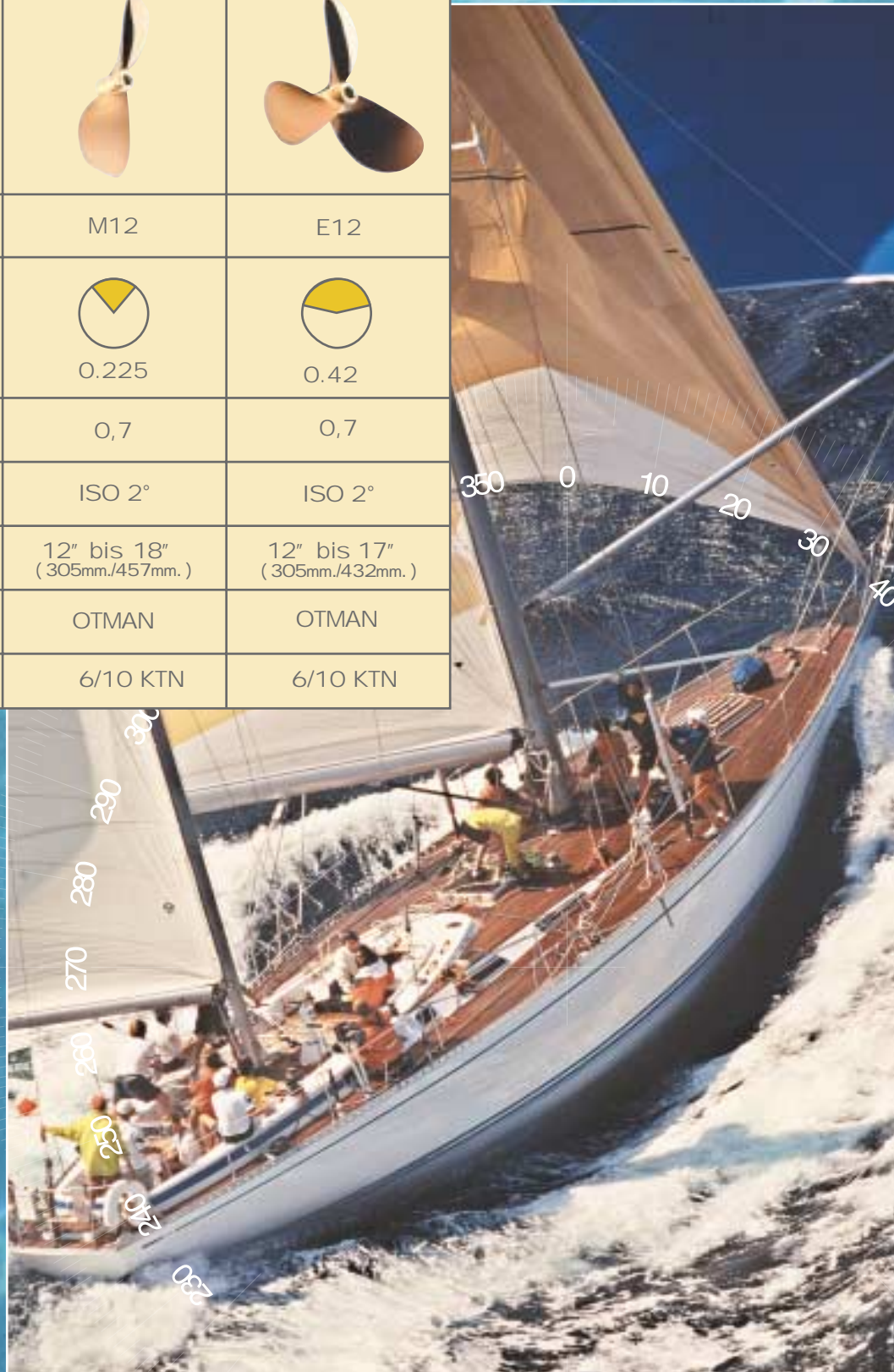
Tel.: +43-1-688 23 79  
Fax: +43-1-688 23 79/ 79

www.kirschbaum.at  
office@kirschbaum.at

PROPELLER f. SPORTBOOTE  
PROPELLERS FOR PLEASURE BOATS

SEGELYACHTEN  
SAILING BOATS

			
MODELL TYPE	K11	M12	E12
FLAECHEN FAF	 0.34	 0.225	 0.42
P/D MAX	0,7	0,7	0,7
KLASSE CLASS	ISO 2°	ISO 2°	ISO 2°
DURCH- MESSER DIAMETERS	12" bis 21" (305mm./533mm.)	12" bis 18" (305mm./457mm.)	12" bis 17" (305mm./432mm.)
METALL ALLOY	OTMAN	OTMAN	OTMAN
GESCHW. SPEED	6/10 KTN	6/10 KTN	6/10 KTN











# PROPELLER f. ARBEITSBOOTE

## PROPELLERS FOR WORKING VESSELS













FISCHERBOOTE  
FISHING BOATS

				
MODELL TYPE	E12	E13	B6	B7
FLAECHE FAF	 0.42	 0.515	 0.56	 0.68
P/D MAX	0,7	0,7	0,7	0,7
KLASSE CLASS	ISO 2°	ISO 2°	ISO 2°	ISO 2°
Ø MAX	2,5 MT.	2,5 MT.	2,5 MT.	2,5 MT.
METALL ALLOY	OTMAN	OTMAN	OTMAN	OTMAN
EINSATZ USE	VERDRAENGER DISPLACEMENT VESSELS	VERDRAENGER DISPLACEMENT VESSELS	VERDRAENGER DISPLACEMENT VESSELS	HALBGLEITER SEMIPLANING VESSELS
Geschw. SPEED	6/10 KTN	8/16 KTN	9/15 KTN	15/22 KTN


# PROPELLER f. SPORTBOOTE









## PROPELLERS FOR PLEASURE BOATS

					
MODELL TYPE	E13	C7	D10	B6	B7
FLAECHE FAF	 0.515	 0.55	 0.75	 0.56	 0.68
P/D MAX	0,7	1,2	1,5	0,7	0,7
KLASSE CLASS	ISO 2°	ISO 1°	ISO 1°	ISO 2°	ISO 2°
METALL ALLOY	OTMAN	OTMAN	OTMAN	OTMAN	OTMAN
EINSATZ USE	VERDRAENGER DISPLACEMENT VESSELS	GLEITBOOTE PLANING VESSELS	GLEITBOOTE PLANING VESSELS	VERDRAENGER DISPLACEMENT VESSELS	HALBGLEITER SEMIPLANING VESSELS
GESCHW. SPEED	8/16 KTN	17/30 KTN	25/35 KTN	9/15 KTN	15/22 KTN



PROPELLER f. SPORTBOOTE  
PROPELLERS FOR PLEASURE BOATS



				
MODELL TYPE	S8	S8-90	S9	S5
FLAECHEN FAF	 0.75	 0.90	 0.9 1.0	 0.75 0.9 1.0
P/D MAX	1,5	1,5	1,5	0,9
KLASSE CLASS	ISO 1°	ISO 1°	ISO 1°	ISO 1°
METALL ALLOY	OTMAN	OTMAN	OTMAN od. MIBRAL	OTMAN od. MIBRAL
EINSATZ USE	GLEITBOOTE u. HALBGLEITER <i>SEMIPLANING AND PLANING VESSELS</i>	GLEITBOOTE <i>PLANING VESSELS</i>	GLEITBOOTE <i>PLANING VESSELS</i>	VERDRAENGER u. HALBGLEITER <i>DISPLACEMENT AND SEMIPLANING VESSELS</i>
GESCHW. SPEED	18/30 KTN	25/35 KTN	20/30 KTN	17/30 KTN

**SPEZIALANWENDUNGEN**  
*SPECIAL APPLICATIONS*

**ZUG u. SCHUBBOOTE**  
*BOW THRUSTER*



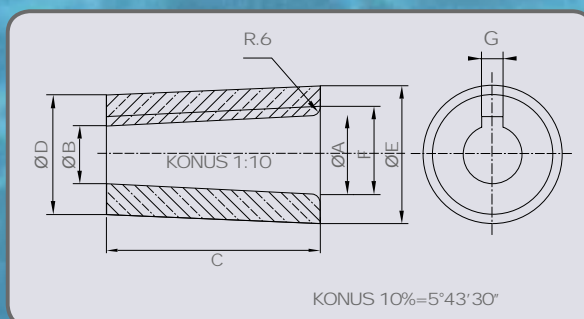
MODELL <i>TYPE</i>	BT 4/45
FLAECHEN <i>FAF</i>	 0.45
PID MAX	Nach Wunsch <i>FREE</i>
KLASSE <i>CLASS</i>	ISO 2°
Ø MAX	2,5 MT.
METALL <i>ALLOY</i>	OTMAN E MIBRAL
GESCHW. <i>SPEED</i>	-

**OBERFLAECHEPROPELLER**  
*SURFACE DRIVES*



MODELL <i>TYPE</i>	SP5H
FLAECHEN <i>FAF</i>	 0.913
PID MAX	Nach Wunsch <i>FREE</i>
KLASSE <i>CLASS</i>	ISO S
DURCHMESSER <i>DIAMETERS</i>	22" bis 60" (550mm/1520mm.)
METALL <i>ALLOY</i>	MIBRAL
GESCHW. <i>SPEED</i>	30/60 KTN





WELLENDIA. SHAFT DIAMETER	DIMENSION PROPELLERNABEN PROPELLER HUBS DIMENSIONS						
	øA	øB	C	øD	øE	F	G
25	25	19	60	37	42	27.8	6
30	30	22	80	45	52	33.3	8
35	35	26	90	50	57	38.3	10
40	40	30	100	55	64	43.3	12
45	45	34	110	65	75	48.8	14
50	50	38	120	75	84	53.8	14
60	60	46	140	90	105	64.4	18
70	70	54	160	100	120	74.9	20
80	79.5	61.5	180	120	140	84.9	22
90	89.5	69.5	200	135	160	94.9	25
100	99	77	220	150	180	105.4	28
110	109	85	240	170	210	115.4	28
120	119	93	260	180	220	126.4	32
130	129	101	280	190	230	136.4	32
140	139	109	300	210	250	147.4	36
150	149	117	320	230	280	157.4	36
160	159	125	340	250	300	168.4	40