



6-8 HORSEPOWER

Thru Hub Exhaust & 7 Tooth Spline • Replaces Yamaha® “N” Series Propellers



6 HP 2-Stroke1986-2000 8 HP 2-Stroke 1986-2009 F8 4-Stroke2001 & Newer
 F6 4-Stroke.....2001-2010

| | | | | | | | | |
|-------------------------|---|------|-------|------|-----------------|---------------|--|-----------------------------------|
| Boat Description/Length |  | | | | | |  102002 | Rubber Hub Bushing |
| | ALUMINUM PROPELLERS | | | | | | | |
| | Dia. | Rot. | Pitch | Bld# | OEM Part No. | Part No. | | |
| General Usage | 8-1/2 | R | 7-1/2 | 3 | 6G1-45943-00-EL | 102002 | | |

8 HORSEPOWER

Non-Thru Hub Exhaust & Pin Drive



8 HP.....1976-1983

| | | | | | | | | |
|-------------------------|---|------|-------|------|--------------|---------------|--|-----------------------------------|
| Boat Description/Length |  | | | | | |  012008 | Rubber Hub Bushing |
| | ALUMINUM PROPELLERS | | | | | | | |
| | Dia. | Rot. | Pitch | Bld# | OEM Part No. | Part No. | | |
| 14'-16' - AL | 8-1/4 | R | 8 | 3 | | 012008 | | |

9.9-20 HORSEPOWER • 2-1/2” GEARCASE

Thru Hub Exhaust & 8 Tooth Spline • Replaces Yamaha® “J” Series Propellers



9.9 HP 2-Stroke1984-2009 15 HP 2-Stroke 1984-2009 F15 C2007 & Newer
 F9.9 4-Stroke..... 1986 & Newer F15 4-Stroke.....1998 & Newer F20 4-Stroke2007 & Newer

| | | | | | | | | |
|-------------------------|---|------|--------|------|-----------------|---------------|---|-----------------------------------|
| Boat Description/Length |  | | | | | |  102003 | Rubber Hub Bushing |
| | ALUMINUM PROPELLERS | | | | | | | |
| | Dia. | Rot. | Pitch | Bld# | OEM Part No. | Part No. | | |
| 13'-17' - HL | 9-1/4 | R | 8 | 3 | 63V-45947-00-00 | □ □ □ □ | | |
| 12'-15' - AL | 9-1/4 | R | 9 | 3 | 63V-45945-10-00 | 102004 | | |
| 12'-15' - AL | 9-1/4 | R | 10-1/2 | 3 | 683-45943-00-00 | □ □ □ □ □ □ | | |

15-28 HORSEPOWER

Non-Thru Hub Exhaust & Pin Drive

15A & W15 HP1976-1983 25 HP 2 Cyl..... 1977-1979 28 HP 1976-1978
 20 HP.....1976-1978



| | | | | | | | | |
|-------------------------|---|------|-------|------|-----------------|---------------|--|-----------------------------------|
| Boat Description/Length |  | | | | | |  012011 | Rubber Hub Bushing |
| | ALUMINUM PROPELLERS | | | | | | | |
| | Dia. | Rot. | Pitch | Bld# | OEM Part No. | Part No. | | |
| HB, SB | 9-1/4 | R | 7 | 3 | 650-45943-01-36 | 012102 | | |
| 12'-14' - HL | 9 | R | 9 | 3 | | 012109 | | |
| 12'-14' - HL | 9 | R | 10 | 3 | 651-45947-00-36 | 012011 | | |
| 12'-14' - AL | 9-1/4 | R | 11 | 3 | 653-45941-01-36 | 012013 | | |



Key to Abbreviations: LL = Light Loads; SB = Sailboat; AL = All Loads; SK = Skiboat; WB = Workboat; HB = Houseboat; CR = Cruisers; HL = Heavy Loads; WD = Weedless

20-30 HORSEPOWER • 3" GEARCASE

Thru Hub Exhaust & 10 Tooth Spline • Replaces Yamaha® "F" Series Propellers

20 HP.....1996-1997 F25 4-Stroke..... 1998-2006; 2010 & Newer 30 HP..... 1983-2002
 25 HP..... 1980 & Newer



| | |  | | | | |  | | | | | Drop-In Hub Use XHS® Hub Kit 123 MUST use Gearcase Adapter Ring supplied with propeller. Refer to Pages 42-43 for Details on Hub Kit Components. |
|-------------------------|--------|---|------|--------------|----------|------|--|-------|------|--------------|----------|--|
| Boat Description/Length | | ALUMINUM PROPELLERS | | | | | | | | | | |
| Dia. | Rot. | Pitch | Bld# | OEM Part No. | Part No. | Dia. | Rot. | Pitch | Bld# | OEM Part No. | Part No. | |
| 16'-18' - AL | 10-1/2 | R | 9 | 3 | | | | | | | | |
| 14'-17' - AL | 10-1/2 | R | 10 | 3 | | | | | | | | |
| 14'-17' - AL | 10-1/2 | R | 11 | 3 | | | | | | | | |
| 13'-16' - LL | 10-1/8 | R | 12 | 3 | | | | | | | | |
| 13'-16' - LL | 10-1/8 | R | 13 | 3 | | | | | | | | |
| 13'-16' - LL | 10-1/8 | R | 14 | 3 | | | | | | | | |



| | |  | | | | |  | | | | | Rubber Hub Bushing |
|-------------------------|-------|---|--------|--------------|-----------------|------|---|-------|------|--------------|----------|--------------------------|
| Boat Description/Length | | ALUMINUM PROPELLERS | | | | | STAINLESS STEEL PROPELLERS | | | | | |
| Dia. | Rot. | Pitch | Bld# | OEM Part No. | Part No. | Dia. | Rot. | Pitch | Bld# | OEM Part No. | Part No. | |
| 16'-18' - AL | 9-7/8 | R | 9 | 3 | 664-45941-01-00 | | | | | | | |
| 14'-17' - AL | 9-7/8 | R | 10-1/2 | 3 | 664-45945-00-00 | | | | | | | |
| 13'-16' - LL | 9-7/8 | R | 12 | 3 | 664-45954-01-00 | | | | | | | |
| 13'-16' - LL | | | | | | | 10-1/8 | R | 13 | 3 | | 305929 |
| 13'-16' - LL | | | | | | | 10-1/8 | R | 15 | 3 | | 305930 |

25-60 HORSEPOWER • 3-1/4" GEARCASE

Thru Hub Exhaust & 13 Tooth Spline • Replaces Yamaha® "G" Series Propellers

T25 HP..... 2010 & Newer 48 HP..... 1995-2000 55 HP..... 1976-1995
 F30 4-Stroke..... 2001-2005 50 HP (Not T50)..... 1984 & Newer 60 HP..... 1976-1991
 40 HP (Includes 40C)..... 1984 & Newer F50 4-Stroke..... 1995 & Newer F60 4-Stroke..... 1999 & Newer
 F40 4-Stroke..... 1999 & Newer

| | |  | | | |  | | | | | | | | Drop-In Hub Use XHS® Hub Kit 117 Refer to Pages 42-43 for Details on Hub Kit Components. | | | |
|-------------------------|------|---|----------|----------------------|------|---|----------|--------|------|-------|------|--------------|----------|---|---|-----------------|--------|
| Boat Description/Length | | ALUMINUM PROPELLERS | | | | STAINLESS STEEL PROPELLERS | | | | | | | | | | | |
| | | 3-BLADE | | 3-BLADE LG. DIAMETER | | 4-BLADE | | | | | | | | | | | |
| Dia. | Rot. | Pitch | Part No. | Dia. | Rot. | Pitch | Part No. | Dia. | Rot. | Pitch | Bld# | OEM Part No. | Part No. | | | | |
| | | | | | | | | 11-1/2 | R | 8 | | | 992401 | | | | |
| | | | | 12-1/4 | R | 9 | 992601 | 11-1/2 | R | 9 | | | 992402 | | | | |
| | | | | 11-3/4 | R | 10 | 992602 | 11-1/2 | R | 10 | | | 992403 | | | | |
| 10-3/8 | R | 11 | 992404 | 11-5/8 | R | 11 | 992603 | | | | | | | | | | |
| 10-3/8 | R | 12 | 992405 | 11-3/8 | R | 12 | 992604 | | | | | 10-3/4 | R | 12 | 3 | MAR-GYT3B-03-12 | 993405 |
| 10-3/8 | R | 13 | 992406 | 11-1/8 | R | 13 | 992605 | | | | | 10-1/2 | R | 13 | 3 | MAR-GYT3B-03-13 | 993406 |
| 10-3/8 | R | 14 | 992407 | 11-1/4 | R | 14 | 992606 | | | | | 10-3/8 | R | 14 | 3 | MAR-GYT3B-03-14 | 993407 |
| 10 | R | 15 | 992408 | | | | | | | | | 10-1/8 | R | 15 | 3 | MAR-GYT3B-03-15 | 993408 |
| 10 | R | 16 | 992409 | | | | | | | | | | | | | | |

| | |  | | | | |  | | | | | Rubber Hub Bushing | | | |
|-------------------------|--------|---|------|--------------|-----------------|------|---|-------|------|--------------|----------|--------------------------|---|--|--------|
| Boat Description/Length | | ALUMINUM PROPELLERS | | | | | STAINLESS STEEL PROPELLERS | | | | | | | | |
| Dia. | Rot. | Pitch | Bld# | OEM Part No. | Part No. | Dia. | Rot. | Pitch | Bld# | OEM Part No. | Part No. | | | | |
| 19'-22' - LL | 12-1/4 | R | 9 | 3 | 663-45956-01-00 | | | | | | | | | | |
| 19'-22' - LL | 11-3/4 | R | 10 | 3 | | | | | | | | 032045 | | | |
| 17'-19' - AL, SK | 11-5/8 | R | 11 | 3 | 69W-45947-00-00 | | | | | | | 032044 | | | |
| 16'-17' - AL, SK | 11-3/8 | R | 12 | 3 | 69W-45952-00-00 | | | | | | | 032043 | | | |
| 14'-16' - AL, SK | 11-1/8 | R | 13 | 3 | 69W-45945-00-00 | | | | | 10-1/8 | R | 13 | 3 | | 395929 |
| 12'-14' - LL | 11-1/4 | R | 14 | 3 | 69W-45958-00-00 | | | | | | | 032041 | | | |
| 12'-14' - LL | 11 | R | 15 | 3 | 69W-45943-00-00 | | | | | 10-1/8 | R | 15 | 3 | | 395930 |

50-130 HORSEPOWER • 4-1/4" GEARCASE

Thru Hub Exhaust & 15 Tooth Spline • Replaces Yamaha® "K" Series Propellers

| | | |
|--|--|--|
| T50 HP.....1996 & Newer | 75 HP (Includes C75/E75/P75)1994-1999 | 90 HP (Includes C90)1984 & Newer |
| T60 HP2003 & Newer | 80 HP.....1997 | F100 4-Stroke1999-2002 |
| 60 HP (Includes C60/E60/P60).....1992-2005 | F80 4-Stroke.....1999-2002 | F115 4-Stroke2000 & Newer |
| F70 4-Stroke.....2010 & Newer | 85 HP.....1991-1997 | 115 HP (Includes C115/P115) 1984 & Newer |
| 70 HP.....1984 & Newer | F90 4-Stroke.....1999 & Newer | 130 HP1984-2003 |
| F75 4-Stroke.....2003 & Newer | * Trim Tab 6E5-45371-10-00 is required when using the Apollo propeller on Yamaha V-4 engines, 50-130 HP. | |



| 3-BLADE ALUMINUM PROPELLERS | | | | | 4-BLADE ALUMINUM PROPELLERS | | | | | STAINLESS STEEL PROPELLERS | | | | | |
|-----------------------------|------|-------|------|----------|-----------------------------|------|-------|------|------------|----------------------------|------|-------|------|-----------------|----------|
| Dia. | Rot. | Pitch | Bld# | Part No. | Dia. | Rot. | Pitch | Bld# | Part No. | Dia. | Rot. | Pitch | Bld# | OEM Part No. | Part No. |
| 14 | R | 11 | 3 | 992209 | 13-7/8 | R | 11 | 4 | NEW 941411 | | | | | | |
| 13-3/4 | R | 13 | 3 | 992212 | 13-7/8 | R | 13 | 4 | NEW 941413 | | | | | | |
| 13-1/2 | R | 15 | 3 | 992213 | 13-3/8 | R | 15 | 4 | NEW 941415 | 13-3/8 | R | 15 | 3 | | * 993143 |
| | | | | | | | | | | 13-3/8 | L | 15 | 3 | | * 993153 |
| 13-1/4 | R | 17 | 3 | 992214 | 13 | R | 17 | 4 | NEW 941417 | 13-1/4 | R | 17 | 3 | 688-45930-02-00 | * 993144 |
| | | | | | | | | | | 13-1/4 | L | 17 | 3 | | * 993154 |
| 13 | R | 19 | 3 | 992215 | 12-1/2 | R | 19 | 4 | NEW 941419 | 13-1/8 | R | 19 | 3 | 688-45970-03-00 | * 993145 |
| | | | | | | | | | | 13-1/8 | L | 19 | 3 | | * 993155 |
| 13 | R | 21 | 3 | 992216 | | | | | | 13 | R | 21 | 3 | 688-45972-02-00 | * 993146 |
| | | | | | | | | | | 13 | L | 21 | 3 | | * 993156 |

Drop-In Hub
Use XHS II® Hub Kit
203 / 208
USE Gearcase Adapter Ring supplied with propeller.
Refer to Pages 42-43 for Details on Hub Kit Components.

Note: For 115 HP, F115 (4-Stroke), and 130 HP engine applications use XHS II® (Drop-In Hub) Kit #203.
For all other engine applications use XHS II® (Drop-In Hub) Kit #208.



| Boat Description/Length | ALUMINUM PROPELLERS | | | | | | STAINLESS STEEL PROPELLERS | | | | | | | | |
|-------------------------|---------------------|------|-------|------|-----------------|----------|----------------------------|------|-------|----------|----------------------|--------|-------|----------|--------|
| | Dia. | Rot. | Pitch | Bld# | OEM Part No. | Part No. | 3-BLADE BALLISTIC | | | | 3-BLADE BALLISTIC XL | | | | |
| | | | | | | | Dia. | Rot. | Pitch | Part No. | Dia. | Rot. | Pitch | Part No. | |
| 25' & Up- AL | 14 | R | 11 | 3 | 6E5-45954-00-00 | 101136 | | | | | | | | | |
| 22'-25' - AL | 13-3/4 | R | 13 | 3 | 6E5-45949-00-00 | 101131 | | | | | | | | | |
| 20'-24' - AL, SK | 13-1/2 | R | 15 | 3 | 6E5-45947-00-00 | 101132 | 13-5/8 | R | 15 | | 335930 | | | | |
| 17'-19' - AL, SK | 13-1/4 | R | 17 | 3 | 6E5-45945-01-00 | 101133 | 13-1/2 | R | 17 | | 335931 | | | | |
| 16'-18' - AL, SK | 13 | R | 19 | 3 | 6E5-45941-00-00 | 101134 | 13-3/8 | R | 19 | | 335932 | | | | |
| 15'-18' - AL, SK | 13 | R | 21 | 3 | 6E5-45943-00-00 | 101135 | 13-1/8 | R | 21 | | 335933 | | | | |
| High Performance | | | | | | | | | | | | 13-1/2 | R | 22 | 335934 |
| High Performance | | | | | | | | | | | | 13-1/2 | R | 24 | 335935 |

Rubber Hub Bushing

80-140 HORSEPOWER

Thru Hub Exhaust & 15 Tooth Spline

| | | |
|---------------------|---------------------------|-----------------------|
| 80 HP.....1977-1983 | 90 & 115 HP.....1978-1983 | 140 HP1978-1979 |
|---------------------|---------------------------|-----------------------|

See Mercury® 40-140 HP Product Offering on Page 22.

150-175 HORSEPOWER

Thru Hub Exhaust & 15 Tooth Spline

| | |
|----------------------|----------------------|
| 150 HP.....1979-1983 | 175 HP.....1978-1979 |
|----------------------|----------------------|

See Mercury® V-6 Product Offering on Page 23.

Key to Abbreviations: LL = Light Loads; SB = Sailboat; AL = All Loads; SK = Skiboat; WB = Workboat; HB = Houseboat; CR = Cruisers; HL = Heavy Loads; WD = Weedless

