


4-10 HORSEPOWER

Thru Hub Exhaust & 8 Tooth Spline


4 HP (Model 40)1973-1975 7.5 HP (Model 75 / Model 7.5) 1968-1978 9.8 HP (Model 110 / Model 9.8)... 1968-1985
 4.5 HP (Model 45 / Model 4.5).....1973-1981

								Rubber Hub Bushing
		ALUMINUM PROPELLERS						
Boat Description/Length	Dia.	Rot.	Pitch	Bld#	OEM Part No.	Part No.		
Standard Replacement	9	R	9	2	48-47922A10	032021		
14'-16' - AL	9	R	7	3	48-47670A10	032020		

6-15 HORSEPOWER • 2-1/2" GEARCASE

Thru Hub Exhaust & 8 Tooth Spline


6 HP 2-Stroke (Includes Merc 6)1986-2002 9.9 HP 4-Stroke (Not Bigfoot) 1995-2004 15 HP 2-Stroke 1989-2005
 8 HP 2-Stroke (Includes Merc 8)1986-2005 10 HP 1995 & Newer 15 HP 4-Stroke 1999-2006
 8 HP 4-Stroke (Not Bigfoot)1995-2004 10 HP (Sea Pro/Marathon) 1995-2001
 9.9 HP 2-Stroke (Includes Merc 9.9)1986-2005 15 HP (Sea Pro/Marathon) 1995-2001

								Rubber Hub Bushing
		ALUMINUM PROPELLERS						
Boat Description/Length	Dia.	Rot.	Pitch	Bld#	OEM Part No.	Part No.		
16'-20' - AL	9-1/4	R	7	3	48-828152A12	□		
14'-18' - AL	9	R	9	3	48-828156A12	032052		
14'-16' - AL	9	R	10-1/2	3	48-828158A12	032050		

8-9.9 HORSEPOWER (4-STROKE) • 2-1/2" GEARCASE

Thru Hub Exhaust & 12 Tooth Spline


8 HP 4-Stroke (Non Bigfoot)2005 & Newer 9.9 HP 4-Stroke (Not Bigfoot)2005 & Newer

								Rubber Hub Bushing
		ALUMINUM PROPELLERS						
Boat Description/Length	Dia.	Rot.	Pitch	Bld#	OEM Part No.	Part No.		
14'-17' - AL	8-1/2	R	7	3	48-897614A10	142102		
13'-16' - AL	8-1/2	R	8	3	48-897618A10	142103		

9.9-25 HORSEPOWER • 3" GEARCASE

Thru Hub Exhaust & 10 Tooth Spline

9.9 HP 4-Stroke Bigfoot/Sail1999-2005 20 HP 2-Stroke (Mercury®) 1986-2002 25 HP 2-Stroke (Mariner®)1985 & Newer
 15 HP 4-Stroke Bigfoot/Sail1999-2005 25 HP 2-Stroke (Mercury®) 1980-2005 25 HP (Sea Pro/Marathon).....All Years
 18 HP (Mercury®)1980-1985



								Drop-In Hub Use XHS® Hub Kit 120 <small>MUST use Gearcase Adapter Ring supplied with propeller. Refer to Pages 42-43 for Details on Hub Kit Components.</small>				
		ALUMINUM PROPELLERS										
Boat Description/Length	Dia.	Rot.	Pitch	Bld#	OEM Part No.	Part No.						
	10-1/2	R	9	3		992501						
	10-1/2	R	10	3		992502						
15'-19'	10-1/2	R	11	3	48-19638A40	992503						
13'-17'	10-1/8	R	12	3	48-19639A40	992504						
13'-17'	10-1/8	R	13	3	48-19640A40	992505						
Up to 14'	10-1/8	R	14	3		992506						
		ALUMINUM PROPELLERS					STAINLESS STEEL PROPELLERS					
Boat Description/Length	Dia.	Rot.	Pitch	Bld#	OEM Part No.	Part No.	Dia.	Rot.	Pitch	Bld#	OEM Part No.	Part No.
15'-19'	10-3/8	R	11	3	48-19638A40	031049						
13'-17'	10-3/8	R	13	3	48-19640A40	031048	10-1/8	R	13	3	48-19644A5	305129
Up to 14'							10-1/8	R	15	3		305130

MERCURY / MARINER / SEA RAY

9.9-20 HORSEPOWER

Thru Hub Exhaust & 14 Tooth Spline

9.9 HP Bigfoot2005 & Newer 15 HP 4-Stroke2007 & Newer 20 HP 4-Stroke2007 & Newer



							 <p>142206</p>	<p>Rubber Hub Bushing</p>
		ALUMINUM PROPELLERS						
Boat Description/Length	Dia.	Rot.	Pitch	Bld#	OEM Part No.	Part No.		
15'-19' - AL	9-1/4	R	8	3	48-897748A11	142203		
Standard Replacement	9-1/4	R	9	3	48-897750A11	*142204		
Standard Replacement	9-1/4	R	10	3	48-897752A11	*142205		
Up to 16' - LL	9-1/4	R	11	3	48-897754A11	142206		

* Standard replacement for 15 HP 4-Stroke is 142204. Standard replacement for 20 HP 4-Stroke is 142205.

20 HORSEPOWER

Thru Hub Exhaust & 8 Tooth Spline



20 HP (Includes Merc 20 / Merc 200)1963-1981

							 <p>032136</p>	<p>Rubber Hub Bushing</p>
		ALUMINUM PROPELLERS						
Boat Description/Length	Dia.	Rot.	Pitch	Bld#	OEM Part No.	Part No.		
Standard Replacement	9-7/8	R	11	2	48-33480A1	032135		
14'-16' - AL	10	R	9	3	48-86962A4	032136		

15-25 HORSEPOWER • MARINER

Non-Thru Hub Exhaust & Pin Drive



15 HP.....1976-1981 W15 1977-1985 25 HP..... 1977-1979
 15A.....1979-1982 20 HP..... 1976-1979

							 <p>012011</p>	<p>Rubber Hub Bushing</p>
		ALUMINUM PROPELLERS						
Boat Description/Length	Dia.	Rot.	Pitch	Bld#	OEM Part No.	Part No.		
HB, SB	9-1/4	R	7	3	48-96628	012102		
12'-14' - HL	9	R	9	3		012109		
12'-14' - HL	9	R	10	3	48-96625	012011		
12'-14' - LL	9-1/4	R	11	3	48-96623	012013		

25-30 HORSEPOWER • MARINER • 3" GEARCASE

Thru Hub Exhaust & 10 Tooth Spline

25 HP.....1980-1984 28 HP..... 1976-1979 30 HP..... 1979-1990

							 <p>022001</p>	<p>Rubber Hub Bushing</p>
		ALUMINUM PROPELLERS						
Boat Description/Length	Dia.	Rot.	Pitch	Bld#	OEM Part No.	Part No.		
16'-18' - AL, SK	9-7/8	R	9	3	48-81647	022001		
14'-17' - AL, SK	9-7/8	R	10-1/2	3	48-81649	022002		
13'-16' - LL	9-7/8	R	12	3	48-82826	022003		



Key to Abbreviations: LL = Light Loads; SB = Sailboat; AL = All Loads; SK = Skiboat; WB = Workboat; HB = Houseboat; CR = Cruisers; HL = Heavy Loads; WD = Weedless



25-30 HORSEPOWER 4-STROKE • MERCURY • 3" GEARCASE

Thru Hub Exhaust & 10 Tooth Spline

25 HP 4-Stroke (Not Bigfoot)2006 & Newer

30 HP 4-Stroke (Not Bigfoot)2006 & Newer

												Drop-In Hub Use XHS® Hub Kit 122 MUST use Gearcase Adapter Ring supplied with propeller. Refer to Pages 42-43 for Details on Hub Kit Components.
Boat Description/Length		ALUMINUM PROPELLERS										
Dia.	Rot.	Pitch	Bld#	OEM Part No.	Part No.	Dia.	Rot.	Pitch	Bld#	OEM Part No.	Part No.	
16'-20' - AL	10-1/2	R	9	3								
14'-18' - AL	10-1/2	R	10	3								
14'-18' - AL	10-1/2	R	11	3								
14'-18' - AL	10-1/8	R	12	3								
12'-16' - AL	10-1/8	R	13	3								
12'-16' - AL	10-1/8	R	14	3								

												Rubber Hub Bushing
Boat Description/Length		ALUMINUM PROPELLERS					STAINLESS STEEL PROPELLERS					
Dia.	Rot.	Pitch	Bld#	OEM Part No.	Part No.	Dia.	Rot.	Pitch	Bld#	OEM Part No.	Part No.	
16'-20' - AL	9-7/8	R	9	3	48-896892A40	141304						
14'-18' - AL	9-7/8	R	11	3	48-896896A40	141305						
12'-16' - AL	9-7/8	R	13	3	48-896900A40	141306	10-1/8	R	13	3	305429	
12'-16' - AL							10-1/8	R	15	3	305430	

40-65 HORSEPOWER • 3-1/4" GEARCASE



Thru Hub Exhaust & 13 Tooth Spline



40 HP (Model 402)1974-1976

60 HP (Mariner®).....1976

65 HP (Model 650) 1972-1976

50 HP (Model 500)1974-1976

												Drop-In Hub Use XHS® Hub Kit 114 Refer to Pages 42-43 for Details on Hub Kit Components.					
Boat Description/Length		ALUMINUM PROPELLERS					STAINLESS STEEL PROPELLERS										
		3-BLADE			3-BLADE LG. DIAMETER		4-BLADE										
Dia.	Rot.	Pitch	Part No.	Dia.	Rot.	Pitch	Part No.	Dia.	Rot.	Pitch	Part No.	Dia.	Rot.	Pitch	Bld#	OEM Part No.	Part No.
								11-1/2	R	8	992401						
								12-1/4	R	9	992601						
								11-3/4	R	10	992602						
								10-3/8	R	11	992603						
								10-3/8	R	12	992604						
								10-3/8	R	13	992605						
								10-3/8	R	14	992606						
								10	R	15	992408						
								10	R	16	992409						

												Rubber Hub Bushing Use OEM Fwd Washer 65758 Aft Washer 62124
Boat Description/Length		ALUMINUM PROPELLERS					STAINLESS STEEL PROPELLERS					
Dia.	Rot.	Pitch	Bld#	OEM Part No.	Part No.	Dia.	Rot.	Pitch	Bld#	OEM Part No.	Part No.	
19'-22' - AL	12-1/4	R	9	3								
19'-22' - AL	11-3/4	R	10	3	48-61812A1	032045						
17'-19' - AL, SK	11-5/8	R	11	3	48-61814A1	032044						
16'-17' - AL, SK	11-3/8	R	12	3	48-61816A1	032043						
14'-16' - LL	11-1/8	R	13	3	48-61818A1	032042	10-1/8	R	13	3	395929	
12'-14' - LL	11-1/4	R	14	3	48-61820A1	032041						
12'-14' - LL	11	R	15	3	48-61822A1	032040	10-1/8	R	15	3	395930	

Key to Abbreviations: LL = Light Loads; SB = Sailboat; AL = All Loads; SK = Skiboat; WB = Workboat; HB = Houseboat; CR = Cruisers; HL = Heavy Loads; WD = Weedless

25-70 HORSEPOWER • 3-1/4" GEARCASE

Thru Hub Exhaust & 13 Tooth Spline • Vortex® & Apollo® Propellers are Not Compatible with Mercury's Reflex® Hub System.

25 HP 4-Stroke/Bigfoot1999-2005	40 HP 4-Stroke (Not Bigfoot)1997 & Newer	50 HP 4-Stroke (Not Bigfoot)1995 & Newer
30 HP 2-Stroke1994-2002	40 HP (Sea Pro/Marathon)1977 & Newer	55 HP (Mercury/Sea Pro/Marathon)1995 & Newer
30 HP 4-Stroke1999-2005	45 HP1986-1989	60 HP 2-Stroke1978 & Newer
30 HP (Sea Pro/Marathon)1994 & Newer	48 HP (Mariner®)All Years	60 HP 4-Stroke (Not Bigfoot)2001 & Newer
35 HP1984-1989	50 HP 2-Stroke (Includes Model 500) ..1977 & Newer	70 HP (Includes Model 700)Thru 1983
40 HP 2-Stroke (Includes Model 402)1977 & Newer		



ALUMINUM PROPELLERS

STAINLESS STEEL PROPELLERS

3-BLADE				3-BLADE LG. DIAMETER				4-BLADE				STAINLESS STEEL PROPELLERS					
Dia.	Rot.	Pitch	Part No.	Dia.	Rot.	Pitch	Part No.	Dia.	Rot.	Pitch	Part No.	Dia.	Rot.	Pitch	Bld#	OEM Part No.	Part No.
								11-1/2	R	8	992401						
				12-1/4	R	9	992601	11-1/2	R	9	992402						
				11-3/4	R	10	992602	11-1/2	R	10	992403						
10-3/8	R	11	992404	11-5/8	R	11	992603										
10-3/8	R	12	992405	11-3/8	R	12	992604					10-3/4	R	12	3	48-855856A5	993405
10-3/8	R	13	992406	11-1/8	R	13	992605					10-1/2	R	13	3	48-855858A5	993406
10-3/8	R	14	992407	11-1/4	R	14	992606					10-3/8	R	14	3	48-855860A5	993407
10	R	15	992408									10-1/8	R	15	3	48-855862A5	993408
10	R	16	992409														

Drop-In Hub

Use XHS® Hub Kit

114

Refer to Pages 42-43 for Details on Hub Kit Components.



ALUMINUM PROPELLERS

STAINLESS STEEL PROPELLERS

Boat Description/Length	Dia.	Rot.	Pitch	Bld#	OEM Part No.	Part No.	Dia.	Rot.	Pitch	Bld#	OEM Part No.	Part No.
19' & Up	12-1/2	R	8	3	48-42738A10	032141						
19' & Up	12-1/4	R	9	3		032143						
17'-19' - AL, SK	11-1/4	R	10	3	48-73132A40	031015						
16'-18' - AL, SK	12	R	10-1/2	3	48-42740A10	032142						
16'-18' - AL, SK	10-7/8	R	11	3	48-85632A40	031053						
15'-17' - AL, SK	10-3/4	R	12	3	48-816702A40	031056						
15'-17' - AL, SK	10-5/8	R	12	3	48-73134A40	031016						
14'-17' - AL, SK	10-1/2	R	13	3	48-816704A40	031057	10-1/8	R	13	3		395129
14'-17' - AL, SK	10-3/8	R	13	3	48-73136A40	031017						
14'-16' - LL	10-3/8	R	14	3	48-816706A40	031058						
14'-16' - LL	10-1/4	R	14	3	48-73138A40	031018						
13'-15' - LL	10-1/8	R	15	3	48-73140A40	031019	10-1/8	R	15	3		395130
Up to 15'	10	R	17	3	48-73144A40	031020						

Rubber Hub Bushing

MERCURY / MARINER / SEA RAY

Key to Abbreviations: LL = Light Loads; SB = Sailboat; AL = All Loads; SK = Skiboat; WB = Workboat; HB = Houseboat; CR = Cruisers; HL = Heavy Loads; WD = Weedless

40-140 HORSEPOWER • 4-1/4" GEARCASE

Thru Hub Exhaust & 15 Tooth Spline

40 & 50 HP 4-Stroke / Bigfoot All Years	80 HP 1978-1989	100 HP 1988 & Newer
60 HP 4-Stroke / Bigfoot 1995 & Newer	80 HP (Mariner®) 1978-1983	115 HP (Yamaha®) 1978-1983
60 HP (Sea Pro/Marathon) 1995 & Newer	80 HP (Model 800; 2 & 4 Cyl.) Thru 1977	115 HP 1978 & Newer
65 HP (Model 650 - 2 Cyl.) Thru 1971	80 HP (Yamaha®) 1977-1983	115 HP 4-Stroke 2001 & Newer
65 HP (Model 650 - 4 Cyl.) 1961-1970	85 HP (Model 850; 2 & 4 Cyl.) Thru 1977	125 HP 1994-2005
70 HP 1987-1989	90 HP (Yamaha®) 1978-1983	140 HP (Includes Sea Pro/Offshore) 1978-1981
75 HP (Sea Pro/Marathon) All Years	90 HP 2-Stroke 1978 & Newer	140 HP (Yamaha®) 1978-1979
75 HP 2-Stroke 1984-2005	90 HP 4-Stroke 2001 & Newer	Models 900-1150-1500 Thru 1977
75 HP 4-Stroke 2001 & Newer		Includes EFI engines.



3-BLADE ALUMINUM PROPELLERS					4-BLADE ALUMINUM PROPELLERS					STAINLESS STEEL PROPELLERS					
Dia.	Rot.	Pitch	Bld#	Part No.	Dia.	Rot.	Pitch	Bld#	Part No.	Dia.	Rot.	Pitch	Bld#	OEM Part No.	Part No.
14	R	11	3	992209	13-7/8	R	11	4	NEW 941411						
13-3/4	R	13	3	992212	13-7/8	R	13	4	NEW 941413						
13-1/2	R	15	3	992213	13-3/8	R	15	4	NEW 941415	13-3/8	R	15	3		993143
										13-3/8	L	15	3		993153
13-1/4	R	17	3	992214	13	R	17	4	NEW 941417	13-1/4	R	17	3		993144
										13-1/4	L	17	3		993154
13	R	19	3	992215	12-1/2	R	19	4	NEW 941419	13-1/8	R	19	3		993145
										13-1/8	L	19	3		993155
13	R	21	3	992216						13	R	21	3		993146
										13	L	21	3		993156

Drop-In Hub
Use XHS II® Hub Kit
202

USE Gearcase Adapter Ring supplied with propeller.
Refer to Pages 42-43 for Details on Hub Kit Components.



Boat Description/Length	ALUMINUM PROPELLERS						STAINLESS STEEL PROPELLERS									
	Dia.	Rot.	Pitch	Bld#	OEM Part No.	Part No.	3-BLADE BALLISTIC				3-BLADE BALLISTIC XL					
							Dia.	Rot.	Pitch	Part No.	Dia.	Rot.	Pitch	Part No.		
25' & Up - AL	14	R	10	3	48-854342A45	031061										
25' & Up - AL	14	R	11	3	48-77338A45	031154										
Pontoon	14	R	11	3	48-77338CP1	☉ 031200										
25' & Up - AL	14	R	12	3		031060										
Pontoon	14	R	12	3		☉ 031201										
22' & Up - AL	13-3/4	R	13	3	48-77340A45	031155										
Pontoon	14	R	13	3	48-77340CP1	☉ 031202										
19'-24' - AL, SK	13-1/2	R	15	3	48-77342A45	031141	13-5/8	R	15		993130					
17'-20' - AL, SK	13-1/4	R	17	3	48-77344A45	031142	13-1/2	R	17		993131					
16'-19' - AL, SK	13	R	19	3	48-77346A45	031143	13-3/8	R	19		993132					
15'-18' - AL, SK	13	R	21	3	48-77348A45	031144	13-1/8	R	21		993133					
High Performance	12-1/2	R	23	3	48-77350A45	☉ 031045						13-1/2	R	22		993134
High Performance												13-1/2	R	24		993135

Rubber Hub Bushing
Use
MWM Fwd Washer 990332
or
MWM Kit 9660-1 (Fwd Washer, Tab Washer, Propeller Nut)
See Page 24 for details.

MERCURY / MARINER / SEA RAY

☉ Limited Inventory Item. * To avoid damage or injury, replace standard trim tab with trim tab 822777A1.
☉ Pontoon Boat Propeller (Extended Cup)

Key to Abbreviations: LL = Light Loads; SB = Sailboat; AL = All Loads; SK = Skiboat; WB = Workboat; HB = Houseboat; CR = Cruisers; HL = Heavy Loads; WD = Weedless

135-300 HORSEPOWER • V-6 (4-3/4") GEARCASE



Thru Hub Exhaust & 15 Tooth Spline

135 HP.....1987 & Newer
 150 HP.....1978 & Newer
 150 HP (Yamaha®).....1979-1983
 175 HP.....1978 & Newer
 Add 4" Pitch for Twin Motors
 Includes DFI, EFI, Magnum, Offshore,
 Optimax, Sea Pro XRI, Marathon & Verado.

175 HP (Yamaha®).....1978-1979
 200 HP.....1978 & Newer
 220 HP.....1987-1988
 225 HP.....1980 & Newer
 225 HP (Sea Pro/Marathon).....All Years
 250 HP.....1994 & Newer

275 HP.....1990-1994
 300 HP.....1983; 1999 & Newer
 3.4 Litre.....1984-1986

*For engines 300 HP or higher, use "High Horsepower Sleeve" (P/N 991372). See Page 43 for more details.



									
3-BLADE		4-BLADE		STD. 3-BLADE		LG DIAMETER 3-BLADE		4-BLADE	
Dia.	Rot. Pitch Part No.	Dia.	Rot. Pitch Part No.	Dia.	Rot. Pitch Part No.	Dia.	Rot. Pitch Part No.	Dia.	Rot. Pitch Part No.
16	R 13 992001								
15-1/4	R 15 992002			14-3/8	R 15 ✖ 993042				
				14-3/8	L 15 ✖ 993052				
15	R 17 992003	15	R 16 992202	14-1/4	R 17 ✖ 993043	15-1/2	R 17 ✖ 993023	14-5/8	R 16 ✖ 993203
				14-1/4	L 17 ✖ 993053	15-1/2	L 17 ✖ 993033	14-5/8	L 16 ✖ 993213
14-1/2	R 19 992004	14-1/2	R 18 992203	14-1/8	R 19 ✖ 993044	15-1/4	R 19 ✖ 993024	14-3/8	R 18 ✖ 993204
				14-1/8	L 19 ✖ 993054	15-1/4	L 19 ✖ 993034	14-3/8	L 18 ✖ 993214
14-1/4	R 21 992005	14	R 20 992204	14	R 21 ✖ 993045	14-3/4	R 21 ✖ 993025	14-1/8	R 20 ✖ 993205
				14	L 21 ✖ 993055	14-3/4	L 21 ✖ 993035	14-1/8	L 20 ✖ 993215
14	R 23 992006			13-7/8	R 23 ✖ 993046	14-5/8	R 23 ✖ 993026	14	R 22 ✖ 993206
				13-7/8	L 23 ✖ 993056	14-5/8	L 23 ✖ 993036	14	L 22 ✖ 993216

Drop-In Hub

Use XHS II® Hub Kit

202

Refer to Pages 42-43 for Details on Hub Kit Components.

Boat Description/Length																		
	ALUMINUM PROPELLERS						STAINLESS STEEL PROPELLERS											
	Dia.	Rot.	Pitch	Bld#	OEM Part No.	Part No.	3-BLADE BALLISTIC				3-BLADE BALLISTIC XL							
CR, HB	16	R	13	3	48-78114A45	031022												
22'-25' - AL	16	R	14	3	48-16438A45	031050												
21'-24' - AL	15-1/4	R	15	3	48-78116A45	031023	14-7/8	R	15	✖ 345131								
20'-23' - AL, SK	16	R	16	3	48-16440A45	031051												
19'-23' - AL, SK	14-1/2	R	17	3	48-78118A40	031024	14-3/4	R	17	✖ 345132								
19'-23' - AL, SK	15	R	17	3	48-832828A45	031064	14-3/4	L	17	✖ 345162								
19'-22' - AL, SK	15-1/2	R	18	3	48-11324A45	031052												
18'-22' - AL, SK	14	R	19	3	48-78120A40	031025	14-1/2	R	19	✖ 345133								
18'-22' - AL, SK	14-1/2	R	19	3	48-832830A45	031065	14-1/2	L	19	✖ 345163								
18'-20' - AL, SK	13-3/4	R	21	3	48-78122A40	031026	14-3/8	R	21	✖ 345134								
18'-20' - AL, SK	14-1/4	R	21	3	48-832832A45	031066	14-3/8	L	21	✖ 345164								
17'-20' - AL, SK							14-1/4	R	23	✖ 345135								
17'-20' - AL, SK							14-1/4	L	23	✖ 345165								
Up to 18'							14-1/4	R	25	✖ 345136								
High Performance											14-1/2	R	22	✖ 345141				
High Performance											14-1/2	R	24	✖ 345137				
High Perf. (EFI Engine)											14	R	24	✖ 345139				
High Performance											14-1/2	R	26	✖ 345138				
High Perf. (EFI Engine)											14	R	26	✖ 345140				
					4-BLADE MICHIGAN MATCH						4-BLADE BALLISTIC XL							
21'-24' - AL, SK	15	R	16	4	48-834850A45	031080												
19'-23' - AL, SK	14-1/2	R	18	4	48-834852A45	031082												
18'-20' - AL, SK	14	R	20	4	48-834854A45	031084												
50-62 MPH											13-3/4	R	23	✖ 435135				
55-67 MPH											13-3/4	R	25	✖ 435136				
60-72 MPH											13-3/4	R	27	✖ 435137				



4-Blade Ballistic® XL Stainless Steel Propeller

Rubber Hub Bushing

Use
 MWM Kit 990312 (Conductivity Washer, Aft Washer)
 or
 MWM Kit 9661-1 (Fwd Washer, Conductivity Washer, Aft Washer, Tab Washer, Propeller Nut)

See Page 24 for details.

MERCURY / MARINER / SEA RAY