


4-8 HORSEPOWER

Non-Thru Hub Exhaust & Pin Drive

4 HP.....1980-1983	6 HP.....1986-2005	7.5 HP.....1980-1983
4, 5 HP Deluxe.....1986-1995	6 HP 4-Stroke.....1998-2003	8 HP.....1986-2005
5 HP 4-Stroke.....1999-2003		

	 ALUMINUM PROPELLERS					
Boat Description/Length	Dia.	Rot.	Pitch	Bld#	OEM Part No.	Part No.
Standard Replacement	8-1/2	R	9	3	778797	012032




Rubber Hub Bushing

6-15 HORSEPOWER

Non-Thru Hub Exhaust & Pin Drive

6 HP.....1966-1979	10 HP.....1958-1963	8-15 HP.....2000 & Newer
9.5 HP.....1964-1973	10, 12, 14 HP***.....1982-1994	

	 ALUMINUM PROPELLERS					
Boat Description/Length	Dia.	Rot.	Pitch	Bld#	OEM Part No.	Part No.
14'-16' - AL	8-1/4	R	8	3	763588	012008
12'-14' - LL	8	R	7-1/4	2	763745	012005
12'-14' - LL	8-1/4	R	8-1/2	3	763586	012007




Rubber Hub Bushing

8, 9.9-15 HORSEPOWER • 2-1/2" GEARCASE

Thru Hub Exhaust & 13 Tooth Spline

9.9-15 HP (2-Stroke).....1974-2005	8 HP 4-Stroke.....1996-2005	9.9, 15 HP 4-Stroke.....1995-2001
------------------------------------	-----------------------------	-----------------------------------

	 ALUMINUM PROPELLERS					
Boat Description/Length	Dia.	Rot.	Pitch	Bld#	OEM Part No.	Part No.
14'-16' - AL	10	R	7	3	763456	012112
Standard Replacement	9-1/2	R	10	3	778772	012111




Rubber Hub Bushing

9.9-15 HORSEPOWER • JOHNSON • 2-1/2" GEARCASE

Thru Hub Exhaust & 10 Tooth Spline

9.9 HP 4-Stroke.....2002-2007	15 HP 4-Stroke.....2002-2007
-------------------------------	------------------------------

	 ALUMINUM PROPELLERS					
Boat Description/Length	Dia.	Rot.	Pitch	Bld#	OEM Part No.	Part No.
14'-19' - AL	9-1/4	R	9	3	5005384	062103
14'-19' - AL	9-1/4	R	10	3	5005385	062104
14'-16' - LL	9-1/4	R	11	3	5033203	062105




Rubber Hub Bushing

9.8 HORSEPOWER

Thru Hub Exhaust & 12 Tooth Spline

9.8 HP 4-Stroke.....2012 & Newer

	 ALUMINUM PROPELLERS					
Boat Description/Length	Dia.	Rot.	Pitch	Bld#	OEM Part No.	Part No.
	8-1/2	R	7	3	5040538	142102
	8-1/2	R	8	3		142103



Rubber Hub Bushing





Key to Abbreviations: LL = Light Loads; SB = Sailboat; AL = All Loads; SK = Skiboat; WB = Workboat; HB = Houseboat; CR = Cruisers; HL = Heavy Loads; WD = Weedless

EVINRUDE / JOHNSON

25-30 HORSEPOWER (4-STROKE) • 3" GEARCASE

Thru Hub Exhaust & 10 Tooth Spline

25 HP 4-Stroke2004-2007 30 HP 4-Stroke 2004-2007

Boat Description/Length	 ALUMINUM PROPELLERS						 STAINLESS STEEL PROPELLERS					
	Dia.	Rot.	Pitch	Bld#	OEM Part No.	Part No.	Dia.	Rot.	Pitch	Bld#	OEM Part No.	Part No.
20' & Up - AL	10-1/2	R	9	3		992501						
17'-20' - AL	10-1/2	R	10	3		992502						
17'-20' - AL	10-1/2	R	11	3		992503						
15'-18' - AL	10-1/8	R	12	3		992504						
13'-15' - AL	10-1/8	R	13	3		992505						
Up to 15' - LL	10-1/8	R	14	3		992506						
	 ALUMINUM PROPELLERS						 STAINLESS STEEL PROPELLERS					
17'-20' - AL	10-1/4	R	10	3		062204						
17'-20' - AL	10-1/4	R	11	3	58100-96420-019	062205						
15'-18' - AL	10-1/4	R	12	3	58100-96480-019	062206						
13'-15' - AL	10-1/4	R	13	3	58100-96490-019	062207	10-1/8	R	13	3		305529
Up to 15' - LL							10-1/8	R	15	3		305530







Drop-In Hub
Use XHS® Hub Kit
121
MUST use Gearcase Adapter Ring supplied with propeller.
Refer to Pages 42-43 for Details on Hub Kit Components.

Rubber Hub Bushing

15-35 HORSEPOWER • 3" GEARCASE

Thru Hub Exhaust & 14 Tooth Spline • Vortex® Propeller May Interfere with Skeg on Any Model

15 HPE-Tec®H.O 2011 & Newer 25 HP 2 & 3 Cyl 1984 & Newer 30 HP E-Tec® 2009 & Newer
 20 HP 2 Cyl 1984-1997 25 HP E-Tec® 2009 & Newer 35 HP 2 Cyl 1979-1983
 25 HP (Commercial) 1993-2005 30 HP 2 Cyl 1984 & Newer 35 HP 3 Cyl 1997-2001

Boat Description/Length	 ALUMINUM PROPELLERS						 STAINLESS STEEL PROPELLERS					
	Dia.	Rot.	Pitch	Bld#	OEM Part No.	Part No.	Dia.	Rot.	Pitch	Bld#	OEM Part No.	Part No.
17'-20' - AL, SK	10-1/2	R	9	3		992501						
17'-20' - AL, SK	10-1/2	R	10	3		992502						
16'-18' - AL, SK	10-1/2	R	11	3	765049	992503						
16'-18' - AL, SK	10-1/8	R	12	3		992504						
15'-17' - AL, SK	10-1/8	R	13	3	778863	992505						
13'-15' - AL, SK	10-1/8	R	14	3		992506						
	 ALUMINUM PROPELLERS						 STAINLESS STEEL PROPELLERS					
17'-20' - AL, SK	11	R	9	3	765048	012054						
16'-18' - AL, SK	10-1/2	R	11	3	765049	012055						
15'-17' - AL, SK	10	R	13	3	778863	012056	10-1/8	R	13	3		305029
13'-15' - AL, SK	10	R	15	3	763486	012057	10-1/8	R	15	3		305030



Drop-In Hub
Use XHS® Hub Kit
118
MUST use Gearcase Adapter Ring supplied with propeller.
Refer to Pages 42-43 for Details on Hub Kit Components.

Rubber Hub Bushing



⚠ Limited Inventory Item.



** Commercial & Workhorse Application.

40-50 HORSEPOWER • JOHNSON • 3-1/4" GEARCASE

Thru Hub Exhaust & 13 Tooth Spline

40 HP 4-Stroke1999-2005 50 HP 4-Stroke 1999-2005

																	
ALUMINUM PROPELLERS										STAINLESS STEEL PROPELLERS							
3-BLADE				3-BLADE LG. DIAMETER				4-BLADE									
Dia.	Rot.	Pitch	Part No.	Dia.	Rot.	Pitch	Part No.	Dia.	Rot.	Pitch	Part No.	Dia.	Rot.	Pitch	Bld#	OEM Part No.	Part No.
								11-1/2	R	8	992401						
				12-1/4	R	9	992601	11-1/2	R	9	992402						
				11-3/4	R	10	992602	11-1/2	R	10	992403						
10-3/8	R	11	992404	11-5/8	R	11	992603										
10-3/8	R	12	992405	11-3/8	R	12	992604					10-3/4	R	12	3		993405
10-3/8	R	13	992406	11-1/8	R	13	992605					10-1/2	R	13	3	777021	993406
10-3/8	R	14	992407	11-1/4	R	14	992606					10-3/8	R	14	3	777022	993407
10	R	15	992408									10-1/8	R	15	3	777023	993408
10	R	16	992409														

															
ALUMINUM PROPELLERS										STAINLESS STEEL PROPELLERS					
Boat Description/Length	Dia.	Rot.	Pitch	Bld#	OEM Part No.	Part No.	Dia.	Rot.	Pitch	Bld#	OEM Part No.	Part No.			
18'-21' - AL	12-1/4	R	9	3	776807	032046									
18'-21' - AL	11-3/4	R	10	3	778606	032045									
17'-19' - AL	11-5/8	R	11	3	778607	032044									
15'-17' - LL	11-3/8	R	12	3	778608	032043									
14'-16' - LL	11-1/8	R	13	3	778609	032042	10-1/8	R	13	3		395929			
12'-14' - LL	11-1/4	R	14	3	778610	032041									
12'-14' - LL	11	R	15	3		032040	10-1/8	R	15	3		395930			

Drop-In Hub

Use XHS® Hub Kit
115


Refer to Pages 42-43 for Details on Hub Kit Components.



Rubber Hub Bushing

40-75 HORSEPOWER • SMALL (3-3/8") GEARCASE

Thru Hub Exhaust & 13 Tooth Spline

40 HP 2 Cyl.....1984-2005 55 HP..... 1976-1979 75 HP 3 Cyl. 1975-1985
 48 HP.....1987-1996 65 HP 2 Cyl..... 1980-1985 Sprint/Formula E 1986-1992
 50 HP 2 Cyl.....1975-2005

																	
ALUMINUM PROPELLERS																	
3-BLADE				LG. DIAMETER 3-BLADE				4-BLADE									
Dia.	Rot.	Pitch	Part No.	Dia.	Rot.	Pitch	Part No.	Dia.	Rot.	Pitch	Part No.						
								11-1/2	R	8	992401						
								11-1/2	R	9	992402						
								11-1/2	R	10	992403						
11-3/4	R	13	992301	12-1/2	R	13	992311										
11-3/4	R	15	992302	12-1/4	R	15	992312										
11-3/4	R	17	992303														

															
ALUMINUM PROPELLERS										STAINLESS STEEL PROPELLERS					
Boat Description/Length	Dia.	Rot.	Pitch	Bld#	OEM Part No.	Part No.	Dia.	Rot.	Pitch	Bld#	OEM Part No.	Part No.			
CR, HB	13	R	11	3	763488	012036									
CR, HB	13	R	11	3		011034									
15'-18' - AL, SK	12-1/2	R	13	3	763461	012037									
15'-18' - AL, SK	12-1/2	R	13	3		011035									
14'-17' - AL, SK	12-1/4	R	15	3	778774	011027	12-3/8	R	15	3		325030			
13'-15' - LL	11-3/4	R	17	3		012039	12	R	17	3		325031			
13'-15' - LL	11-3/4	R	17	3	763462	011028									



992303
Vortex® XHS® Aluminum Propeller



992402
Vortex® XHS® Aluminum Propeller

Drop-In Hub

Use XHS® Hub Kit
111

Refer to Pages 42-43 for Details on Hub Kit Components.

Rubber Hub Bushing

40-75 HORSEPOWER • LARGE (4-1/4") GEARCASE

Thru Hub Exhaust & 13 Tooth Spline

40 HP E-Tec®2004 & Newer
 45 HP 2 Cyl. Commercial1986-1995
 50 HP E-Tec®2004 & Newer
 50 HP 2 Cyl. Commercial1977-1979
 50 HP 2 Cyl. Pleasure1971-1974
 50 HP 3 Cyl. Pleasure1994-1998
 55 HP 3 Cyl.....1968-1969

55 HP 2 Cyl. Commercial1980 & Newer
 55 HP E-Tec®2009 & Newer
 60 HP 3 Cyl. Pleasure1970-1971; 1986-2001
 60 HP E-Tec®2004 & Newer
 60 HP 4-Stroke1998 & Newer
 65 HP 3 Cyl. Pleasure1972-1973

65 HP 3 Cyl. Commercial1984-2001
 70 HP 3 Cyl. Pleasure1974 & Newer
 70 HP 3 Cyl. Commercial1974-2001
 70 HP 4-Stroke1998 & Newer
 75 HP 3 Cyl. Pleasure1975-1984
 75 HP E-Tec®2004 & Newer



3-BLADE ALUMINUM PROPELLERS					4-BLADE ALUMINUM PROPELLERS					STAINLESS STEEL PROPELLERS					
Dia.	Rot.	Pitch	Bld#	Part No.	Dia.	Rot.	Pitch	Bld#	Part No.	Dia.	Rot.	Pitch	Bld#	OEM Part No.	Part No.
14	R	11	3	992209	13-7/8	R	11	4	NEW 941411						
13-3/4	R	13	3	992212	13-7/8	R	13	4	NEW 941413						
13-1/2	R	15	3	992213	13-3/8	R	15	4	NEW 941415	13-3/8	R	15	3	763950	993143
										13-3/8	L	15	3		993153
13-1/4	R	17	3	992214	13	R	17	4	NEW 941417	13-1/4	R	17	3	763951	993144
										13-1/4	L	17	3		993154
13	R	19	3	992215	12-1/2	R	19	4	NEW 941419	13-1/8	R	19	3	763952	993145
										13-1/8	L	19	3		993155
13	R	21	3	992216						13	R	21	3		993146
										13	L	21	3		993156

Note: For 60 HP & 70 HP 4-Stroke engine applications, 1998 & Newer, use XHS II® (Drop-In Hub) Kit # 210.
 For all other engine applications use XHS II® (Drop-In Hub) Kit # 206.

Drop-In Hub
 Use XHS II®
 Hub Kit
206 / 210
 Do NOT use Gearcase Adapter Ring supplied with propeller.
 Refer to Pages 42-43 for Details on Hub Kit Components.



Boat Description/Length	ALUMINUM PROPELLERS						STAINLESS STEEL PROPELLERS					
	Dia.	Rot.	Pitch	Bld#	OEM Part No.	Part No.	Dia.	Rot.	Pitch	Bld#	OEM Part No.	Part No.
CR, HB	14	R	11	3	763301	012147						
19'-22' - AL, SK	13-3/4	R	13	3	763302	011101						
17'-19' - AL, SK	13-1/2	R	15	3	763466	011102	13-5/8	R	15	3		335030
15'-17' - AL, SK	13-1/4	R	17	3	763463	011103	13-1/2	R	17	3		335031
15'-17' - AL, SK	14	R	17	3	763463	* 011024						
14'-16' - AL, SK	13	R	19	3	763464	011104	13-3/8	R	19	3		335032
14'-16' - AL, SK	14	R	19	3	763464	* 011025						
13'-15' - AL, SK	13	R	21	3	763465	011105						

Rubber Hub Bushing

Key to Abbreviations: LL = Light Loads; SB = Sailboat; AL = All Loads; SK = Skiboat; WB = Workboat; HB = Houseboat; CR = Cruisers; HL = Heavy Loads; WD = Weedless

* If currently using uncupped propeller, use cupped propeller having 2" less pitch. Boats with power trim use same pitch.

85-140 HORSEPOWER • V-4 (4-1/4") GEARCASE

Thru Hub Exhaust & 13 Tooth Spline

85 HP.....1969-1980; 1991-1995	110 HP.....1986-1989	125 HP.....1971-1972
88 HP.....1981-1996	112 HP.....1994-1996	130 HP E-Tec®.....2004-2010
90 HP.....1981 & Newer	115 HP.....1973 & Newer	135 HP.....1973-1976
90 HP E-Tec® Std. Length.....2004 & Newer	115 HP E-Tec® (Includes H.O.).....2004 & Newer	140 HP.....1977-1994
100 HP.....1979-1980; 1989-1993	120 HP.....1986-1994	



3-BLADE ALUMINUM PROPELLERS					4-BLADE ALUMINUM PROPELLERS					STAINLESS STEEL PROPELLERS					
Dia.	Rot.	Pitch	Bld#	Part No.	Dia.	Rot.	Pitch	Bld#	Part No.	Dia.	Rot.	Pitch	Bld#	OEM Part No.	Part No.
14	R	11	3	992209	13-7/8	R	11	4	941411						
13-3/4	R	13	3	992212	13-7/8	R	13	4	941413						
13-1/2	R	15	3	992213	13-3/8	R	15	4	941415	13-3/8	R	15	3	763950	993143
										13-3/8	L	15	3		993153
13-1/4	R	17	3	992214	13	R	17	4	941417	13-1/4	R	17	3	763951	993144
										13-1/4	L	17	3		993154
13	R	19	3	992215	12-1/2	R	19	4	941419	13-1/8	R	19	3	763952	993145
										13-1/8	L	19	3		993155
13	R	21	3	992216						13	R	21	3		993146
										13	L	21	3		993156

Drop-In Hub
Use XHS II® Hub Kit
206
Do NOT use Gearcase Adapter Ring supplied with propeller.
Refer to Pages 42-43 for Details on Hub Kit Components.



Boat Description/Length	ALUMINUM PROPELLERS						STAINLESS STEEL PROPELLERS								
	3-BLADE BALLISTIC		3-BLADE BALLISTIC XL												
	Dia.	Rot.	Pitch	Bld#	OEM Part No.	Part No.	Dia.	Rot.	Pitch	Part No.	Dia.	Rot.	Pitch	Part No.	
CR, HB	14	R	11	3	763301	012147									
CR, HB	13-3/4	R	13	3	763302	011101									
20'-24' - AL, SK	13-1/2	R	15	3	763466	011102	13-5/8	R	15	335030					
19'-22' - AL, SK	13-1/4	R	17	3	763463	011103	13-1/2	R	17	335031					
19'-22' - AL, SK	14	R	17	3	763463	011024									
17'-19' - AL, SK	13	R	19	3	763464	011104	13-3/8	R	19	335032					
17'-19' - AL, SK	14	R	19	3	763464	011025									
15'-18' - AL, SK	13	R	21	3	763465	011105									
High Performance											13-1/2	R	22	335034	
High Performance											13-1/2	R	24	335035	








Rubber Hub Bushing

Key to Abbreviations: LL = Light Loads; SB = Sailboat; AL = All Loads; SK = Skiboat; WB = Workboat; HB = Houseboat; CR = Cruisers; HL = Heavy Loads; WD = Weedless

90, 115 & 140 HORSEPOWER • JOHNSON • 4-1/4" GEARCASE

Thru Hub Exhaust & 15 Tooth Spline

90 HP 4-Stroke2002-2005 115 HP 4-Stroke 2002-2005 140 HP 4-Stroke 2002-2005

															
3-BLADE ALUMINUM PROPELLERS					4-BLADE ALUMINUM PROPELLERS					STAINLESS STEEL PROPELLERS					
Dia.	Rot.	Pitch	Bld#	Part No.	Dia.	Rot.	Pitch	Bld#	Part No.	Dia.	Rot.	Pitch	Bld#	OEM Part No.	Part No.
14	R	11	3	992209	13-7/8	R	11	4	 941411						
13-3/4	R	13	3	992212	13-7/8	R	13	4	 941413						
13-1/2	R	15	3	992213	13-3/8	R	15	4	 941415	13-3/8	R	15	3	763950	993143
										13-3/8	L	15	3		993153
13-1/4	R	17	3	992214	13	R	17	4	 941417	13-1/4	R	17	3	763951	993144
										13-1/4	L	17	3		993154
13	R	19	3	992215	12-1/2	R	19	4	 941419	13-1/8	R	19	3	763952	993145
										13-1/8	L	19	3		993155
13	R	21	3	992216						13	R	21	3		993146
										13	L	21	3		993156

Drop-In Hub


Use XHS II® Hub Kit

225 / 226

USE Gearcase Adapter Ring supplied with propeller.

Refer to Pages 42-43 for Details on Hub Kit Components.

Note: For 90 & 115 HP 4-Stroke engine applications use XHS II® (Drop-In Hub) Kit #225.
For 140 HP 4-Stroke engine applications use XHS II® (Drop-In Hub) Kit # 226.

Boat Description/Length						
	ALUMINUM PROPELLERS					
	Dia.	Rot.	Pitch	Bld#	OEM Part No.	Part No.
20'-24' - AL, SK	14	R	15	3	5033322	061020
17'-19' - AL, SK	14	R	17	3	5033323	061024
16'-18' - AL, SK	14	R	19	3	5033324	061028
15'-18' - AL, SK	14	R	21	3	5033325	061032





Michigan Match® Aluminum Propeller

Rubber Hub Bushing

200 & 225 HORSEPOWER • JOHNSON • 4-3/4" GEARCASE

Thru Hub Exhaust & 15 Tooth Spline • Vortex® and Apollo® propeller diameters are slightly less than original equipment propellers.

200 HP 4-Stroke2004-2005 225 HP 4-Stroke 2004-2005

																			
3-BLADE				4-BLADE				STD. 3-BLADE				LG DIAMETER 3-BLADE				4-BLADE			
Dia.	Rot.	Pitch	Part No.	Dia.	Rot.	Pitch	Part No.	Dia.	Rot.	Pitch	Part No.	Dia.	Rot.	Pitch	Part No.	Dia.	Rot.	Pitch	Part No.
16	R	13	992001																
15-1/4	R	15	992002					14-3/8	R	15	993042								
								14-3/8	L	15	993052								
15	R	17	992003	15	R	16	992202	14-1/4	R	17	993043	15-1/2	R	17	993023	14-5/8	R	16	993203
								14-1/4	L	17	993053	15-1/2	L	17	993033	14-5/8	L	16	993213
14-1/2	R	19	992004	14-1/2	R	18	992203	14-1/8	R	19	993044	15-1/4	R	19	993024	14-3/8	R	18	993204
								14-1/8	L	19	993054	15-1/4	L	19	993034	14-3/8	L	18	993214
14-1/4	R	21	992005	14	R	20	992204	14	R	21	993045	14-3/4	R	21	993025	14-1/8	R	20	993205
								14	L	21	993055	14-3/4	L	21	993035	14-1/8	L	20	993215
14	R	23	992006					13-7/8	R	23	993046	14-5/8	R	23	993026	14	R	22	993206
								13-7/8	L	23	993056	14-5/8	L	23	993036	14	L	22	993216

Drop-In Hub

Use XHS II® Hub Kit

204

Refer to Pages 42-43 for Details on Hub Kit Components.

Key to Abbreviations: LL = Light Loads; SB = Sailboat; AL = All Loads; SK = Skiboat; WB = Workboat; HB = Houseboat; CR = Cruisers; HL = Heavy Loads; WD = Weedless

90-300 HORSEPOWER • V-6 (4-3/4") GEARCASE (Includes E-Tec® & E-Tec® H.O. Engines)

Thru Hub Exhaust & 15 Tooth Spline

90 HP.....	1995 & Newer
100 HP Commercial.....	1984 & Newer
115 HP.....	1995 & Newer
120-140 HP.....	1985
130 HP.....	1995-1996
140 (25") HP.....	1989-1994
150 HP Commercial.....	1995 & Newer
150 HP.....	1978 & Newer

155 HP Commercial.....	1978 & Newer
175 HP.....	1977 & Newer
185 HP.....	1984-1985
200 HP.....	1976 & Newer
225 HP.....	1986 & Newer
235 HP.....	1978-1985
250 HP.....	1991 & Newer
275 HP.....	1986-1988

300 HP.....	1988-1995; 09 & Newer
2.6 Liter.....	1984-1985
3.6 Liter.....	1986-1987

*For engines 300 HP or higher, use "High Horsepower Sleeve" (P/N 991372). See Page 43 for more details.



3-BLADE				4-BLADE				STD. 3-BLADE				LG DIAMETER 3-BLADE				4-BLADE			
Dia.	Rot.	Pitch	Part No.	Dia.	Rot.	Pitch	Part No.	Dia.	Rot.	Pitch	Part No.	Dia.	Rot.	Pitch	Part No.	Dia.	Rot.	Pitch	Part No.
16	R	13	992001																
15-1/4	R	15	992002					14-3/8	R	15	993042								
								14-3/8	L	15	993052								
15	R	17	992003	15	R	16	992202	14-1/4	R	17	993043	15-1/2	R	17	993023	14-5/8	R	16	993203
								14-1/4	L	17	993053	15-1/2	L	17	993033	14-5/8	L	16	993213
14-1/2	R	19	992004	14-1/2	R	18	992203	14-1/8	R	19	993044	15-1/4	R	19	993024	14-3/8	R	18	993204
								14-1/8	L	19	993054	15-1/4	L	19	993034	14-3/8	L	18	993214
14-1/4	R	21	992005	14	R	20	992204	14	R	21	993045	14-3/4	R	21	993025	14-1/8	R	20	993205
								14	L	21	993055	14-3/4	L	21	993035	14-1/8	L	20	993215
14	R	23	992006					13-7/8	R	23	993046	14-5/8	R	23	993026	14	R	22	993206
								13-7/8	L	23	993056	14-5/8	L	23	993036	14	L	22	993216

Drop-In Hub
Use XHS II® Hub Kit

200 / 201

Refer to Pages 42-43 for Details on Hub Kit Components.

Note: For engine applications 1976-1990 use XHS II® (Drop-In Hub) Kit #201.
For engine applications 1991 & Newer use XHS II® (Drop-In Hub) Kit #200.



Boat Description/Length	ALUMINUM PROPELLERS						STAINLESS STEEL PROPELLERS													
	Dia.	Rot.	Pitch	Bld#	OEM Part No.	Part No.	3-BLADE BALLISTIC				3-BLADE BALLISTIC XL									
							Dia.	Rot.	Pitch	Part No.	Dia.	Rot.	Pitch	Part No.						
CR, HB	15-1/2	R	13	3	763453	011016														
CR, HB	15-1/2	R	15	3	763471	011006	14-7/8	R	15	345031										
20'-26' - AL, SK	15	R	17	3	763467	011007	14-3/4	R	17	345032										
20'-26' - AL, SK							14-3/4	L	17	345062										
18'-22' - AL, SK	14-1/2	R	19	3	763468	011008	14-1/2	R	19	345033										
18'-22' - AL, SK							14-1/2	L	19	345063										
17'-19' - AL, SK	14-1/4	R	21	3	763469	011009	14-3/8	R	21	345034										
17'-19' - AL, SK							14-3/8	L	21	345064										
15'-18' - AL, SK	14-1/4	R	23	3	763470	⊗ 011010	14-1/4	R	23	345035										
15'-18' - AL, SK							14-1/4	L	23	345065										
High Performance							14-1/4	R	25	345036	14-1/2	R	24	345037						
High Performance											14-1/2	R	26	345038						
50-62 MPH											4-BLADE BALLISTIC XL									
55-67 MPH											13-3/4	R	23	⊗ 435035						
60-72 MPH											13-3/4	R	25	⊗ 435036						
											4-Blade Ballistic® XL Stainless Steel Propeller									

Rubber Hub Bushing

⊗ Limited Inventory Item.
⊗ Use OEM thrust washer 127084 for 1990 and earlier motors, or 126869 for 1991 and newer motors.

Any Michigan Wheel XHS II Hub Kit can utilize a "High Horsepower Hub" by adding "SH" after the part number (i.e. 200SH).



Key to Abbreviations: LL = Light Loads; SB = Sailboat; AL = All Loads; SK = Skiboat; WB = Workboat; HB = Houseboat; CR = Cruisers; HL = Heavy Loads; WD = Weedless

KIRSCHBAUM GmbH
Ihr Propeller Spezialist

An der Ostbahn 46
1100 Wien/ Austria

Tel.: +43 (0)1 6882379
Fax: +43 (0)1 6882379-79

www.kirschbaum.at
office@kirschbaum.at