



**7.5-10 HORSEPOWER**

Non-Thru Hub Exhaust & Pin Drive



BF 7.5 .....1978-1987      BF 8 ..... 1987-1999      BF 100 (10 HP) .....All Years

Boat Description/Length	 <b>ALUMINUM PROPELLERS</b>						Part No.	 012011	Rubber Hub Bushing
	Dia.	Rot.	Pitch	Bld#	OEM Part No.	Part No.			
16' & Up - LL	9-1/4	R	7	3		012102			
14'-16' - LL	9	R	9	3	58130-881-840ZA	012109			
12'-14' - LL	9	R	10	3		012011			
12'-14' - LL	9-1/4	R	11	3		012013			

**8-20 HORSEPOWER • 2-1/2" GEARCASE**

Thru Hub Exhaust & 8 Tooth Spline



BF 8 TH .....2000 & Newer      BF 15 .....1991 & Newer      BF 20 .....2003 & Newer  
 BF 9.9 ..... 1988 & Newer

Boat Description/Length	 <b>ALUMINUM PROPELLERS</b>						Part No.	 102003	Rubber Hub Bushing
	Dia.	Rot.	Pitch	Bld#	OEM Part No.	Part No.			
13'-17' - AL	9-1/4	R	8	3	58130-ZV4-008AH	102003			
12'-15' - AL	9-1/4	R	9	3	58130-ZV4-009AH	102004			
12'-15' - LL	9-1/4	R	10-1/2	3	58130-ZV4-010AH	102005			



**25-30 HORSEPOWER • 3" GEARCASE**

Thru Hub Exhaust & 10 Tooth Spline

BF 25 .....1994 & Newer      BF 30 .....1995 & Newer

Boat Description/Length	 <b>ALUMINUM PROPELLERS</b>						Part No.	 991244 Gearcase Adapter Rings 992504 Vortex® XHS® Aluminum Propeller	Drop-In Hub Use XHS® Hub Kit <b>119</b> MUST use Gearcase Adapter Ring supplied with propeller. Refer to Pages 42-43 for Details on Hub Kit Components.
	Dia.	Rot.	Pitch	Bld#	OEM Part No.	Part No.			
20' & Up	10-1/2	R	9	3		992501			
20' & Up	10-1/2	R	10	3		992502			
17'-20' - AL	10-1/2	R	11	3		992503			
15'-18' - AL	10-1/8	R	12	3	58130-ZV7-012AH	992504			
13'-15' - LL	10-1/8	R	13	3	58130-ZV7-013AH	992505			
13'-15' - LL	10-1/8	R	14	3		992506			

Boat Description/Length	 <b>ALUMINUM PROPELLERS</b>						 <b>STAINLESS STEEL PROPELLERS</b>				Part No.	Rubber Hub Bushing	
	Dia.	Rot.	Pitch	Bld#	OEM Part No.	Part No.	Dia.	Rot.	Pitch	Bld#			
20' & Up	9-7/8	R	9	3	58100-96370-019	111103							
17'-20' - AL	9-7/8	R	11	3	58100-96420-019	111105							
15'-18' - AL	9-7/8	R	12	3	58100-96480-019	111106							
13'-15' - LL							10-1/8	R	13	3			305229
13'-15' - LL							10-1/8	R	15	3		305230	

Key to Abbreviations: LL = Light Loads; SB = Sailboat; AL = All Loads; SK = Skiboat; WB = Workboat; HB = Houseboat; CR = Cruisers; HL = Heavy Loads; WD = Weedless

**35-60 HORSEPOWER • 3-1/4" GEARCASE**

Thru Hub Exhaust & 13 Tooth Spline

BF 35.....1991-1994	BF 45.....1991-1994	BF 60.....2010 & Newer
BF 40.....1995 & Newer	BF50/50A.....1995 & Newer	



**ALUMINUM PROPELLERS**

**STAINLESS STEEL PROPELLERS**

3-BLADE				3-BLADE LG. DIAMETER				4-BLADE				STAINLESS STEEL PROPELLERS					
Dia.	Rot.	Pitch	Part No.	Dia.	Rot.	Pitch	Part No.	Dia.	Rot.	Pitch	Part No.	Dia.	Rot.	Pitch	Bld#	OEM Part No.	Part No.
								11-1/2	R	8	992401						
				12-1/4	R	9	992601	11-1/2	R	9	992402						
				11-3/4	R	10	992602	11-1/2	R	10	992403						
10-3/8	R	11	992404	11-5/8	R	11	992603										
10-3/8	R	12	992405	11-3/8	R	12	992604					10-3/4	R	12	3	59133-ZV5-012AH	993405
10-3/8	R	13	992406	11-1/8	R	13	992605					10-1/2	R	13	3	59133-ZV5-013AH	993406
10-3/8	R	14	992407	11-1/4	R	14	992606					10-3/8	R	14	3	59133-ZV5-014AH	993407
10	R	15	992408									10-1/8	R	15	3	59133-ZV5-015AH	993408
10	R	16	992409														

Drop-In Hub  
Use XHS® Hub Kit  
**113**

Refer to Pages 42-43 for Details on Hub Kit Components.



**ALUMINUM PROPELLERS**

**STAINLESS STEEL PROPELLERS**

Boat Description/Length	ALUMINUM PROPELLERS				STAINLESS STEEL PROPELLERS							
	Dia.	Rot.	Pitch	Bld#	OEM Part No.	Part No.	Dia.	Rot.	Pitch	Bld#	OEM Part No.	Part No.
	12-1/4	R	9	3	59130-ZV5-009AH	032046						
19'-21' - AL, SK	11-3/4	R	10	3	59130-ZV5-860ZA	032045						
17'-19' - AL, SK	11-5/8	R	11	3	59130-ZV5-011AH	032044						
15'-17' - AL, SK	11-3/8	R	12	3	59130-ZV5-012AH	032043						
15'-17' - AL, SK	11-1/8	R	13	3	59130-ZV5-013AH	032042	10-1/8	R	13	3		395929
14'-16' - AL, SK	11-1/4	R	14	3	59130-ZV5-014AH	032041						
13'-15' - AL, SK	11	R	15	3	59130-ZV5-015AH	032040	10-1/8	R	15	3		395930

Rubber Hub Bushing

HONDA

Key to Abbreviations: LL = Light Loads; SB = Sailboat; AL = All Loads; SK = Skiboat; WB = Workboat; HB = Houseboat; CR = Cruisers; HL = Heavy Loads; WD = Weedless

**60-130 HORSEPOWER • 4-1/4" GEARCASE**

Thru Hub Exhaust & 15 Tooth Spline

BFP 60 ..... 2010 & Newer      BF 90 ..... 1995 & Newer      BF 130 ..... 1998-2004  
 BF 75 ..... 1995 & Newer      BF 115 ..... 1998-2010



3-BLADE ALUMINUM PROPELLERS					4-BLADE ALUMINUM PROPELLERS					STAINLESS STEEL PROPELLERS					
Dia.	Rot.	Pitch	Bld#	Part No.	Dia.	Rot.	Pitch	Bld#	Part No.	Dia.	Rot.	Pitch	Bld#	OEM Part No.	Part No.
14	R	11	3	992209	13-7/8	R	11	4	941411						
13-3/4	R	13	3	992212	13-7/8	R	13	4	941413						
13-1/2	R	15	3	992213	13-3/8	R	15	4	941415	13-3/8	R	15	3	58133-ZW1-A15P	993143
										13-3/8	L	15	3		993153
13-1/4	R	17	3	992214	13	R	17	4	941417	13-1/4	R	17	3		993144
										13-1/4	L	17	3		993154
13	R	19	3	992215	12-1/2	R	19	4	941419	13-1/8	R	19	3		993145
										13-1/8	L	19	3		993155
13	R	21	3	992216						13	R	21	3		993146
										13	L	21	3		993156

Drop-In Hub

Use XHS II® Hub Kit

**202 / 207**

USE Gearcase Adapter Ring supplied with propeller.

Refer to Pages 42-43 for Details on Hub Kit Components.

Note: For BF 75 & BF 90 HP 1995-1998 engine applications use XHS II® (Drop-In Hub) Kit #202.  
 For BF 75 & BF 90 HP 1999 & Newer engine applications use XHS II® (Drop-In Hub) Kit #207.  
 For BFP 60, BF 115 & BF 130 HP 1998 & Newer engine applications use XHS II® (Drop-In Hub) Kit #207.



Boat Description/Length	ALUMINUM PROPELLERS						STAINLESS STEEL PROPELLERS								
	Dia.	Rot.	Pitch	Bld#	OEM Part No.	Part No.	3-BLADE BALLISTIC				3-BLADE BALLISTIC XL				
							Dia.	Rot.	Pitch	Part No.	Dia.	Rot.	Pitch	Part No.	
25' & Up - AL	14	R	10	3		031061									
25' & Up - AL	14	R	11	3	58130-ZW1-011AH	031154									
Pontoon	14	R	11	3		031200									
25' & Up - AL	14	R	12	3		031060									
Pontoon	14	R	12	3		031201									
22' & Up	14	R	13	3	58130-ZW1-013AH	031155									
Pontoon	14	R	13	3		031202									
19'-24' - AL, SK	13-3/4	R	15	3	58130-ZW1-015AH	031141	13-5/8	R	15	335130					
17'-20' - AL, SK	13-1/4	R	17	3	58130-ZW1-017AH	031142	13-1/2	R	17	335131					
16'-19' - AL, SK	13	R	19	3	58130-ZW1-019AH	031143	13-3/8	R	19	335132					
15'-18' - AL, SK	13	R	21	3	58130-ZW1-021AH	031144	13-1/8	R	21	335133	13-1/2	R	22	335134	
Up to 17' - LL	12-1/2	R	23	3	58130-ZW1-W512A	031045					13-1/2	R	24	335135	

Rubber Hub Bushing

Limited Inventory Item.

Pontoon Boat Propeller (Extended Cup)

Key to Abbreviations: LL = Light Loads; SB = Sailboat; AL = All Loads; SK = Skiboat; WB = Workboat; HB = Houseboat; CR = Cruisers; HL = Heavy Loads; WD = Weedless

**115-250 HORSEPOWER • 4-3/4" GEARCASE**

Thru Hub Exhaust & 15 Tooth Spline

BF 115 ..... 2011 & Newer      BF 150 ..... 2004 & Newer      BF 225 ..... 2002 & Newer  
 BF 135 ..... 2004 & Newer      BF 200 ..... 2002 & Newer      BF 250 ..... 2012 & Newer

																				
3-BLADE				4-BLADE				STD. 3-BLADE				LG DIAMETER 3-BLADE				4-BLADE				
Dia.	Rot.	Pitch	Part No.	Dia.	Rot.	Pitch	Part No.	Dia.	Rot.	Pitch	Part No.	Dia.	Rot.	Pitch	Part No.	Dia.	Rot.	Pitch	Part No.	
16	R	13	992001																	
15-1/4	R	15	992002					14-3/8	R	15	993042									
								14-3/8	L	15	993052									
15	R	17	992003	15	R	16	992202	14-1/4	R	17	993043	15-1/2	R	17	993023	14-5/8	R	16	993203	
								14-1/4	L	17	993053	15-1/2	L	17	993033	14-5/8	L	16	993213	
14-1/2	R	19	992004	14-1/2	R	18	992203	14-1/8	R	19	993044	15-1/4	R	19	993024	14-3/8	R	18	993204	
								14-1/8	L	19	993054	15-1/4	L	19	993034	14-3/8	L	18	993214	
14-1/4	R	21	992005	14	R	20	992204	14	R	21	993045	14-3/4	R	21	993025	14-1/8	R	20	993205	
								14	L	21	993055	14-3/4	L	21	993035	14-1/8	L	20	993215	
14	R	23	992006					13-7/8	R	23	993046	14-5/8	R	23	993026	14	R	22	993206	
								13-7/8	L	23	993056	14-5/8	L	23	993036	14	L	22	993216	
																				
				ALUMINUM PROPELLERS				STAINLESS STEEL PROPELLERS												
Boat Description/Length				Dia. Rot. Pitch Bld# OEM Part No. Part No.				3-BLADE BALLISTIC				3-BLADE BALLISTIC XL								
								Dia. Rot. Pitch Part No.				Dia. Rot. Pitch Part No.								
CR, HB				16	R	13	3	58130-ZY3-013A												
22'-25' - AL				16	R	14	3													
21'-24' - AL				15-1/4	R	15	3	58130-ZY3-015A	031023	14-7/8	R	15		345131						
20'-23' - AL, SK				16	R	16	3													
19'-23' - AL, SK				14-1/2	R	17	3	58130-ZY3-017A	031024	14-3/4	R	17		345132						
19'-23' - AL, SK				15	R	17	3			14-3/4	L	17		345162						
19'-22' - AL, SK				15-1/2	R	18	3													
18'-22' - AL, SK				14	R	19	3	58130-ZY3-019A	031025	14-1/2	R	19		345133						
18'-22' - AL, SK				14-1/2	R	19	3			14-1/2	L	19		345163						
18'-20' - AL, SK				13-3/4	R	21	3	58130-ZY3-021A	031026	14-3/8	R	21		345134						
18'-20' - AL, SK				14-1/4	R	21	3			14-3/8	L	21		345164						
17'-20' - AL, SK										14-1/4	R	23		345135						
17'-20' - AL, SK										14-1/4	L	23		345165						
Up to 18'										14-1/4	R	25		345136						
High Performance																14-1/2	R	22		345141
High Performance																14-1/2	R	24		345137
High Perf. (EFI Engine)																14	R	24		345139
High Performance																14-1/2	R	26		345138
High Perf. (EFI Engine)																14	R	26		345140
				4-BLADE MICHIGAN MATCH				4-BLADE BALLISTIC XL												
21'-24' - AL, SK				15	R	16	4													
19'-23' - AL, SK				14-1/2	R	18	4													
18'-20' - AL, SK				14	R	20	4													
50-62 MPH																13-3/4	R	23		435135
55-67 MPH																13-3/4	R	25		435136
60-72 MPH																13-3/4	R	27		435137

Drop-In Hub  
 Use XHS II®  
 Hub Kit  
**207**  
 Refer to Pages 42-43  
 for Details on Hub Kit  
 Components.

Rubber  
 Hub  
 Bushing



Key to Abbreviations: LL = Light Loads; SB = Sailboat; AL = All Loads; SK = Skiboat; WB = Workboat; HB = Houseboat; CR = Cruisers; HL = Heavy Loads; WD = Weedless